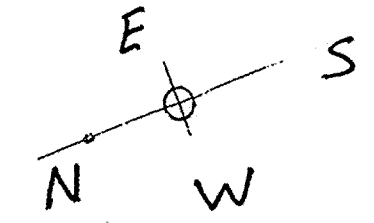


KENT TERRACE

CAMBRIDGE TERRACE



EXISTING FENCED IN ENCLOSURE

Rubbish BINS

GREASE TRAP

STORAGE

WATER HEATER  
BEER KEYS

FRIDGE

FRIDGE

DW

POT SINK

VEGET SINK

URINAL

GAMES ROOM

FRIDGE

Detail Plan B's VIEW

KITCHEN

RANGE HOOD

Pool TABLE

DANCE FLOOR

BAR SINK  
ICE  
ICE

Detail plan C view

SERVERY

STEPS UP

Detail Plan A VIEW

SEATING AREA

100 mm PVC Soil pipe in concrete Duct under.

OFFICE

PASSIVE VENTS

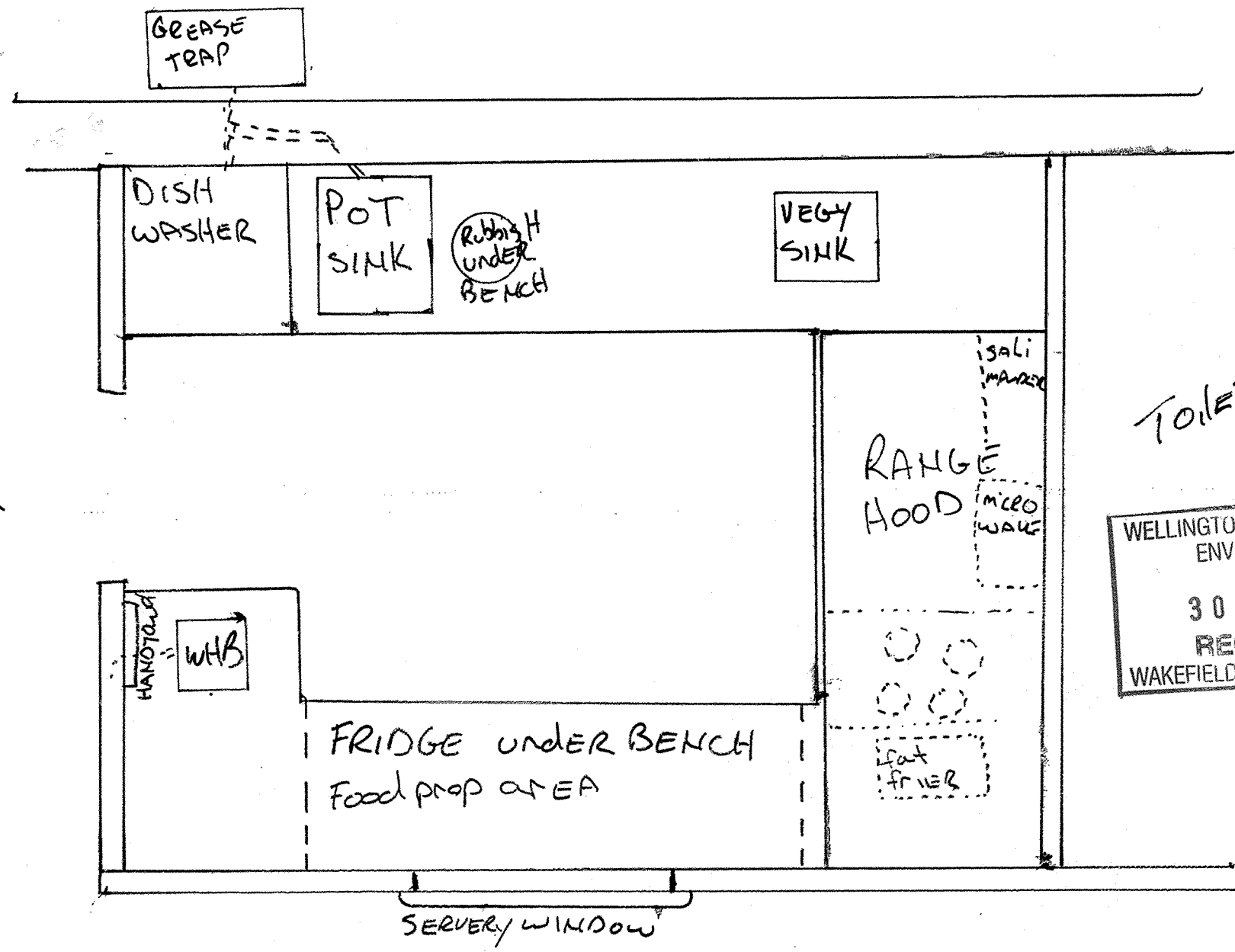
To main in Cambridge Tee.

CAMBRIDGE TEE

RECEIVED  
30 MAR 1999  
ENVIRONMENT  
WELLINGTON CITY COUNCIL  
WAKEFIELD ST. WELLINGTON

Drawn by AS. DAVIS  
021-667-668  
MARCH 29 1999  
Scale 50:1

BAR



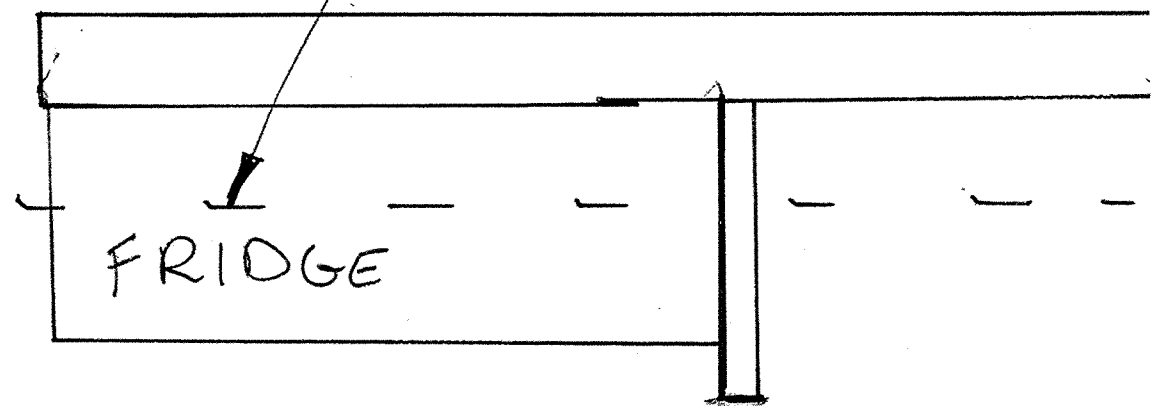
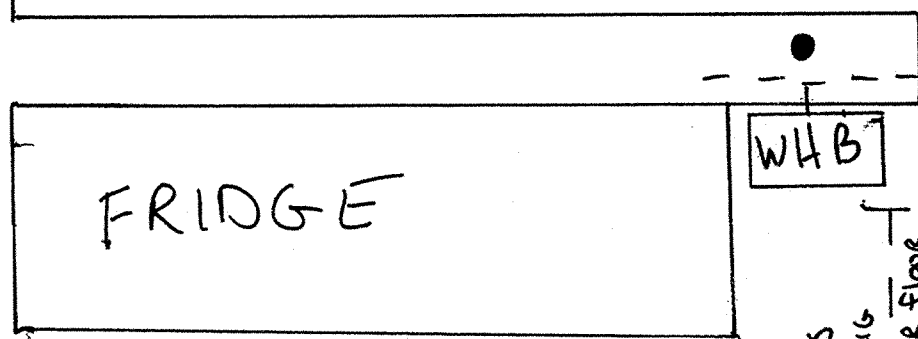
WELLINGTON CITY COUNCIL  
 ENVIRONMENT  
 30 MAR 1999  
 RECEIVED  
 WAKEFIELD ST, WELLINGTON

- walls to be hard GLAZE to 2.4 off floor except behind cooker which will be stainless steel from floor to RANGE hood.
- floor to be glazed tile with vinyl coving to min. 75mm AS existing.
- Dishwasher and pot sink to drain to GREASE trap via existing drain system.
- vegy sink and wash hand basin to existing drains in walls. to existing OPEN air VENT IN ceiling.
- WATER supply by existing plumbing in walls hot water to health department temp. all AREAS.
- RANGE Hood to vent straight up through ceiling on VARIABLE speed motor switch to regulate extraction.
- food to be very light MEALS, BAR SNACKS EXTRA. mostly pre prepared.
- kitchen to run with staff of ONE PERSON most of the time with someone coming into dishwash AREA during PEAK times
- ALL plumbing to be carried out by qualified plumber to code and inspected.

BAR AREA

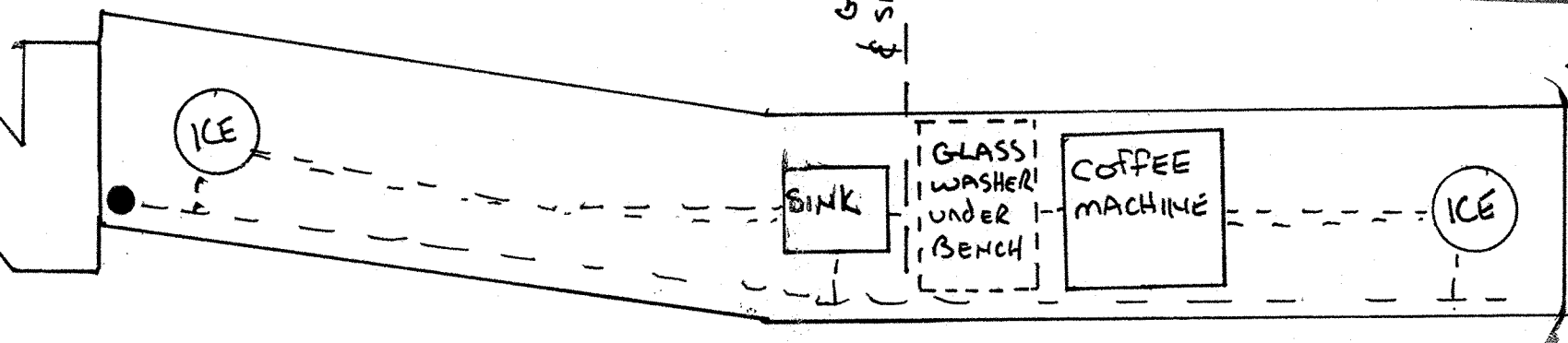
WHB TO EXISTING DRAIN INTERNAL WALL

100mm Ø EXISTING DRAIN PIPE UNDER FLOOR



WELLINGTON CITY COUNCIL  
ENVIRONMENT  
30 MAR 1999  
RECEIVED  
WAKEFIELD ST, WELLINGTON

KITCHEN



- Bar area to have 2 staff working behind at peak times one in slow times.
- Ceiling is a combination of light colored gyb and glass. Trusses to be enclosed.

- Beer and post mix to run under floor to bar along with hot and cold water. Hot water as per health guidelines
- Glass washer, all sinks & WHB's to existing drains, all vented to existing open air vent in ceiling
- Floor to be glazed tiles with vinyl coving to 75mm up walls AS EXISTING
- Walls to be smooth finish gybboard
- Bench top to be lyno with full height return up the back and protective timber strip at front

SCALE 20:1