

Scales:- One Inch = Eight Feet & One Inch = Two Feet


Scales:- One Inch = Eight Feet & One Inch = Two Feet

ROOF PLAN.



ATTIC PLAN.

Note: Existing Work Coloured Thus.




DETAIL OF BEARING  
FOR RSJS ON EXISTING  
CONCRETE PIERS

$$1 = 10^0$$


SECTION THRO 16"X6" R.S.J

$$\frac{1}{2}'' = 1' 0''$$


SECTION THRO R.S.J.

$$\frac{1}{2}'' = 1' 0''$$



1/2 INCH DETAIL OF SECTION THRO ROOF.



LONGITUDINAL SECTION



CROSS SECTION



Crichton & McKay F.F.R.I.B.A.  
and Haughton A.R.I.B.A.  
Architects Wellington.  
7.4.24.

7.4.2.